




Fit-All Solid Replacement Panel




Actuating Frame/Level
"Vertical and Horizontal"
Adjustment


Dual Lift-n-Lock
Integrated Handles

TopSet Leveler
Adjusters

Solid Replacement Panel
4000 LBS. LOAD RATING
FITS ALL RAISED FLOORS SYSTEMS

PANEL TYPE	MODEL	LOAD RATING	AVAILABLE FEATURES	COMPATIBILITY
Solid Heavy Duty Panel 	Imperial 40TSD	*Using ADVP conversion 4000 lbs	Dual Handles Horizontal & vertical levelers Size: 24" x 24" 600 x 600 mm	Available in both Imperial and Metric Sizes (Aluminum, Cement Fill, Hollow Steel, Woodcore) ALL STRINGER TYPES with width of 1.75" OR LESS.
	Metric 40TSM	*Using ADVP conversion 1814 kg		

TRIAD STATIC DISSIPATIVE TEXTURED POWDERPLATE COATINGS



Crystal White



Grey Flek

These color samples are representative only and will vary from the actual color depending on the computer monitor or printer used to view them. For accurate color, gloss and texture sample contact Triad. Additional colors and coatings are available upon request, call for pricing.

Additional Triad® Airflow panel Key Features

- Static Dissipative Textured PowderPlate finish eliminates delamination and missing/broken Edge trim issues.
- Integrated Lift-N-Lock handles provide safer access with the ability to secure access if required
- TopSet levelers are designed for easy leveling to different raised floor panels
- Hi-Plume fin provides controlled stratification levels by simple panel rotation. Turn fin into air flow for higher stratification of upper server racks or turn fin away from air flow for lower stratification level
- ICE™ Airflow Panels provides 3-4 times cfm delivery than industry standard perforated panels
- One panel fits most all new or existing raised floor systems.

Patent Pending Features:



Lift-N-Lock® Handle



Hi-Plume fin™ provides high server stratification



TopSet™ leveler with Liebert handle key inserted